

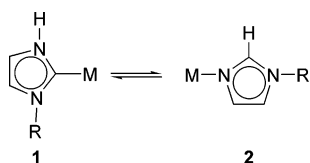
Ruthenium Induced C–N Bond Activation of an N-Heterocyclic Carbene: Isolation of C- and N-Bound Tautomers

Suzanne Burling, Mary F. Mahon, Rachael E. Powell, Michael K. Whittlesey,* and Jonathan M. J. Williams

Department of Chemistry, University of Bath, Claverton Down, Bath BA2 7AY, U.K.

Received August 2, 2006; E-mail: chsmkw@bath.ac.uk

N-Heterocyclic carbenes (NHCs) are now ubiquitous in organometallic chemistry, largely due to their exceptional ability to impact favorably in many catalytic processes.¹ However, there are now several examples illustrating that NHCs are not necessarily an inert class of ligands, being susceptible to C–H activation at the N-substituents² and reductive elimination.³ Moreover, the precursor azolium salts are themselves subject to both normal (C2) and abnormal (C4/5) activation.⁴ Crabtree and Eisenstein have recently discussed the possibility that C-bound imidazoles such as **1** could have some existence in metalloprotein chemistry, where only the N-bound tautomer **2** has so far been observed.⁵



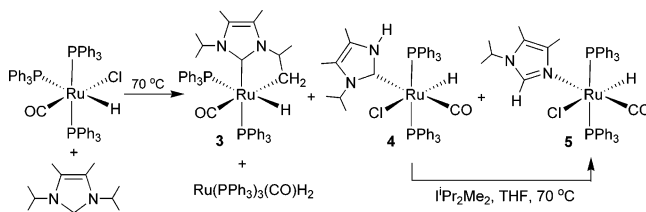
Only a single example of this tautomerism (for the parent species where R = H) has been reported and involved an acid induced transformation of **2** to **1**.⁶ We now report the first example of C- to N-bound tautomerism in which an N-heterocyclic carbene is directly involved. Moreover, the C-bound 1-isopropyl-4,5-dimethylimidazol-2-ylidene complex (**4**, Scheme 1) is formed by a remarkable metal induced C–N bond activation reaction of an isopropyl substituted NHC precursor. Both **4** and the N-bound species **5** have been isolated and structurally characterized.⁷

Upon reaction of Ru(PPh₃)₃(CO)HCl with 2 equiv of I^tPr₂Me₂ (1,3-diisopropyl-4,5-dimethylimidazol-2-ylidene, Scheme 1) in THF at 70 °C for 16 h, a mixture of products was formed consisting of the C–H activated carbene complex Ru(I^tPr₂Me₂)(PPh₃)₂(CO)H **3**,⁸ Ru(PPh₃)₃(CO)H₂, **4**, and **5** in a ratio of ca. 5:3.5:2:1, respectively.⁹

Multinuclear 1- and 2-D NMR experiments confirmed that **4** is the C-2 bound 1-isopropyl-4,5-dimethylimidazol-2-ylidene complex Ru(C–I^tPrHMe₂)(PPh₃)₂(CO)HCl, resulting from elimination of propene from one of the N–^tPr groups. The ¹H NMR spectrum of **4** displayed a low-field singlet resonance at δ 9.73 for the N–H proton, which integrated in a 1:1:6:1 ratio with resonances at δ 5.43, 0.51, and –14.78 for the methine, methyl, and RuH groups, respectively. The formation of propene was also apparent in the proton NMR spectrum. Conclusive evidence for **4** being a carbene containing complex was provided by the appearance of a triplet C-2 resonance at δ 180.6 (²J_{CP} = 15.6 Hz) in the ¹³C{¹H} NMR spectrum. In contrast, complex **5** showed no such signal but displayed a singlet at δ 136.5 consistent with the presence of an imidazole C–H moiety.

Continued heating of the mixture for a total of 5 days (70 °C) resulted in complete conversion to **5**, which was shown by X-ray crystallography to be the tautomeric imidazole compound Ru(N–

Scheme 1. Formation and Conversion of C- and N-Bound Tautomers **4** and **5**



I^tPrHMe₂)(PPh₃)₂(CO)HCl (Figure 1). Complex **4** was subsequently isolated by reaction of Ru(PPh₃)₃(CO)HCl with I^tPr₂Me₂ under slower, lower temperature conditions (THF, 50 °C, 6 days) and similarly structurally characterized (Figure 1).

While most of the metrics associated with the Ru-ancillary ligands vary little between the two structures, the expected widening of the N–C–N angle (103.91(15)° cf. 111.3(2)°) and contraction of the Ru–CO distance (1.884(2) Å cf. 1.844(3) Å) on going from **4** to **5** are most apparent. The proximity of H(1a) to Cl(1) in **4** and H(2) to Cl(1) in **5** (H(1a)···C(1) 2.41 Å, H(2)···Cl(1) 2.49 Å) suggest the presence of hydrogen-bonding interactions, which contribute to rationalizing the approximate coplanarity of the heterocyclic ring and the nonphosphine ligands in both structures. There was no evidence in either case for the presence of the conformers generated by a 180° rotation of the imidazole ring.

When the reaction of Ru(PPh₃)₃(CO)HCl with I^tPr₂Me₂ was repeated but under 1 atm of H₂, none of complexes **3**, **4**, or **5** were formed. As H₂ often reverses the intramolecular C–H activation of NHC ligands,^{8,10} this result implies that initial C–H cleavage plays a key role in the C–N activation reaction to afford **4**. In accord with this, when **3** was heated (16 h, 70 °C) with 1 equiv of an added “chloride source” (either Ru(PPh₃)₃(CO)HCl or (PPN)Cl), **4** and **5** were formed, along with some Ru(PPh₃)₃(CO)H₂.

The propensity of I^tPr₂Me₂ to undergo “direct” C–H activation⁸ also appears to be important. In earlier work, we noted that IEt₂Me₂ (1,3-bis(ethyl)-4,5-dimethylimidazol-2-ylidene) is less prone to C–H cleavage than the isopropyl carbene, requiring the presence of a sacrificial alkene to accept the released H₂.¹⁰ In accord with this lower reactivity, analogous C–N cleavage was not seen when IEt₂Me₂ was heated with Ru(PPh₃)₃(CO)HCl, with only the substitution product Ru(IEt₂Me₂)(PPh₃)₂(CO)HCl **6** being observed. It is worth noting that the only other reported example of C–N activation of an NHC ligand, described by Cloke and Caddick following the reaction of I^tBu (1,3-bis-*tert*-butylimidazol-2-ylidene) with a low valent Ni precursor, also involves prior C–H activation, although, in this case, the two processes could be followed sequentially.¹¹

To gain an insight into a possible mechanism for the conversion of **4** to **5**, a series of experiments was carried out on isolated samples of **4** and observations were made as follows:

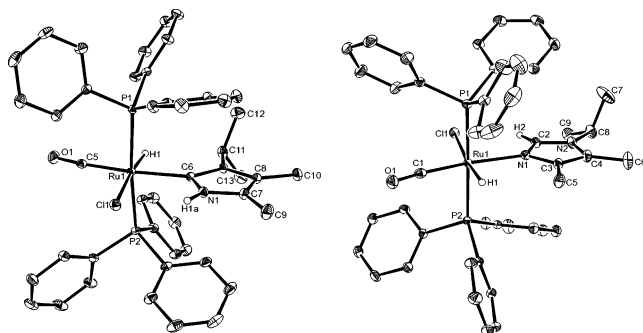


Figure 1. Molecular structures together with selected bond lengths (Å) and angles (deg) for (left) **4** (Ru(1)–C(6) 2.1282(18), Ru(1)–C(5) 1.884(2), N(1)–C(6) 1.346(2), N(2)–C(6) 1.366(2), N(1)–C(6)–N(2) 103.91(15)) and (right) **5** (Ru(1)–N(1) 2.1816(18), Ru(1)–C(1) 1.844(3), N(1)–C(1) 1.323(3), N(2)–C(2) 1.351(3), N(1)–C(2)–N(2) 111.3(2)). Ellipsoids are shown at 30% probability level.

(i) Heating **4** in the presence of 2 equiv of $\text{I}^t\text{Pr}_2\text{Me}_2$ (C_6D_6 or $\text{THF-}d_8$, 70 °C) affords complex **5** along with traces of $\text{Ru}(\text{PPh}_3)_3(\text{CO})\text{H}_2$. The same transformation occurred upon heating with either I^tBu or IEt_2Me_2 , although the latter reaction was accompanied by formation of the simple substitution product **6**. Simply heating **4** alone in THF did not generate **5**.

(ii) Heating a 1:2 mixture of **4** + $\text{I}^t\text{Pr}_2\text{Me}_2$ side-by-side with a 1:2:5 solution of **4** + $\text{I}^t\text{Pr}_2\text{Me}_2/\text{PPh}_3$ ($\text{THF-}d_8$, 70 °C, 5 days) resulted in a 20% less conversion through to **5** in the latter reaction.

(iii) **5** was not formed upon heating **4** in the presence of 1,3-diisopropyl-4,5-dimethylimidazolium chloride, DBU, or a proton sponge.

We have attempted to prove that the N–H in **4** is the source of the C–H in **5** through N–H/N–D exchange using D_2O . However, these experiments proved inconclusive as not only partial H/D exchange was observed at nitrogen but also deuterium was incorporated into the Ru–H bond.

In summary, we have described a rare example of C–N bond activation of an NHC and the subsequent unprecedented transformation of the resultant C-2 bound carbene complex **4** to the N-1 bound product **5**. The need for free carbene in converting **4** to **5** is consistent with a base-catalyzed process. Our results provide experimental support to Crabtree and Eisenstein's computational study, which show that while C-binding is favored on moving to heavier metals, the presence of CO trans to the heterocycle stabilizes the N-bound form. This is the case with **4** and **5**.

This report of C–N cleavage and C/N-tautomerism, alongside other recent examples detailing NHC insertion reactions,¹² illustrate new carbene degradation pathways which are of clear relevance to the catalysis and ionic liquid communities.

Acknowledgment. We thank the EPSRC for funding (S.B.) and Johnson Matthey plc for the loan of hydrated ruthenium trichloride.

Supporting Information Available: Spectroscopic data for compounds **3–6**, CIF files giving X-ray crystallographic data for **4** (CCDC code 616583) and **5** (CCDC code 616582). This material is available free of charge via the Internet at <http://pubs.acs.org>.

References

- (1) *N-Heterocyclic Carbenes in Synthesis*; Nolan S. P., Ed; Wiley-VCH: Weinheim, Germany, 2006.
- (2) For a comprehensive review of bond activation reactions in NHC complexes, see: Crudden, C. M.; Allen, D. P. *Coord. Chem. Rev.* **2004**, *248*, 2247. For recent reports of C–H activation, see: (a) Scott, N. M.; Pons, V.; Stevens, E. D.; Heinekey, D. M.; Nolan, S. P. *Angew. Chem., Int. Ed.* **2005**, *44*, 2512. (b) Scott, N. M.; Dorta, R.; Stevens, E. D.; Correa, A.; Cavallo, L.; Nolan, S. P. *J. Am. Chem. Soc.* **2005**, *127*, 3516. (c) Cabeza, J. A.; del Río, I.; Moguel, D.; Sánchez-Vega, M. G. *Chem. Commun.* **2005**, 3956. (d) Corberán, R.; Sanaú, M.; Peris, E. *J. Am. Chem. Soc.* **2006**, *128*, 3974. (e) Hanasaka, F.; Tanabe, Y.; Fujita, K.; Yamaguchi, R. *Organometallics* **2006**, *25*, 826. (f) Corberán, R.; Sanaú, M.; Peris, E. *Organometallics* **2006**, *25*, 4002.
- (3) (a) McGuinness, D. S.; Saendig, N.; Yates, B. F.; Cavell, K. J. *J. Am. Chem. Soc.* **2001**, *123*, 4029. (b) Graham, D. C.; Cavell, K. J.; Yates, B. F. *Dalton Trans.* **2006**, 1768.
- (4) (a) Gründermann, S.; Kovacevic, A.; Albrecht, M.; Faller, J. W.; Crabtree, R. H. *J. Am. Chem. Soc.* **2002**, *124*, 10473. (b) Lebel, H.; Janes, M. K.; Charette, A. B.; Nolan, S. P. *J. Am. Chem. Soc.* **2004**, *126*, 5046. (c) Danopoulos, A. A.; Tsoureas, N.; Wright, J. A.; Light, M. E. *Organometallics* **2004**, *23*, 166. (d) Viciano, M.; Mas-Marzá, E.; Poyatos, M.; Sanaú, M.; Crabtree, R. H.; Peris, E. *Angew. Chem., Int. Ed.* **2005**, *44*, 444. (e) Bacciu, D.; Cavell, K. J.; Fallis, I. A.; Ooi, L. *Angew. Chem., Int. Ed.* **2005**, *44*, 5282.
- (5) (a) Sini, G.; Eisenstein, O.; Crabtree, R. H. *Inorg. Chem.* **2002**, *41*, 602. (b) Chianese, A. R.; Crabtree, R. H. In *Activation and Functionalization of C–H Bonds*; Goldberg, K. I., Goldman, A. S., Eds.; ACS Symposium Series 885: American Chemical Society: Washington, DC, 2004; pp 169–184.
- (6) Sundberg, R. J.; Bryan, R. F.; Taylor, I. F., Jr.; Taube, H. *J. Am. Chem. Soc.* **1974**, *96*, 381.
- (7) C- and N-bound tautomers have been postulated in both stoichiometric and catalytic processes. (a) Müller, J.; Stock, R. *Angew. Chem., Int. Ed.* **1983**, *22*, 993. (b) Tan, K. L.; Bergman, R. G.; Ellman, J. A. *J. Am. Chem. Soc.* **2003**, *124*, 3203. (c) Caballero, A.; Jalón, F. A.; Manzano, B. R.; Espino, G.; Pérez-Manrique, M.; Mucientes, A.; Poblete, F. J.; Maestro, M. *Organometallics* **2004**, *23*, 5694. (d) Wiedemann, S. H.; Lewis, J. C.; Ellman, J. A.; Bergman, R. G. *J. Am. Chem. Soc.* **2006**, *128*, 2452.
- (8) Complex **3** is formed upon heating $\text{Ru}(\text{PPh}_3)_3(\text{CO})\text{H}_2$ with $\text{I}^t\text{Pr}_2\text{Me}_2$ directly and is reversible under H_2 at 50 °C. Burling, S.; Paine, B. M.; Nama, D.; Brown, V. S.; Mahon, M. F.; Prior, T. J.; Pregosin, P. S.; Whittlesey, M. K.; Williams, J. M. J., unpublished results.
- (9) 1,3-Diisopropyl-4,5-dimethylimidazolium chloride, presumably formed by reductive elimination from an initially formed complex such as $\text{Ru}(\text{NHC})(\text{PPh}_3)_2(\text{CO})\text{HCl}$, precipitated from the reaction mixture at early times (prolonged heating led to dissolution of the precipitate). The resulting “ $\text{Ru}(\text{PPh}_3)_2(\text{CO})$ ” fragment would provide a pathway to $\text{Ru}(\text{PPh}_3)_3(\text{CO})\text{H}_2$.
- (10) Burling, S.; Mahon, M. F.; Paine, M. F.; Whittlesey, M. K.; Williams, J. M. J. *Organometallics* **2004**, *23*, 4537.
- (11) Caddick, S.; Cloke, F. G. N.; Hitchcock, P. B.; de K. Lewis, A. K. *Angew. Chem., Int. Ed.* **2004**, *43*, 5824.
- (12) (a) Galan, B. R.; Gembicky, M.; Dominiak, P. M.; Keister, J. B.; Diver, S. T. *J. Am. Chem. Soc.* **2005**, *127*, 15702. (b) Becker, E.; Stingl, V.; Dazinger, G.; Puchberger, M.; Mereiter, K.; Kirchner, K. *J. Am. Chem. Soc.* **2006**, *128*, 6572.

JA065582K